



MASON MOOR PRIMARY SCHOOL

WEEKLY SCHOOL NEWSLETTER



Headteacher News | Friday 9th June 2023

Welcome back to the start of the final term in school of this academic year! Despite this being the last term of the year it is always one of the busiest - there are lots of exciting events to look forward to including sports day, year 5 London Docklands Visit, Year 1 art gallery experience in school, Year 6 visit to Tudor house. We are also looking forward to celebrations for the Year 6 who leave us for secondary school - watch this space for more information. As always the children have made an excellent start to the half term with their super attitude towards their learning.

Re-painting of the exterior from the playgrounds begins this week. The continued renovation of the school by the site team is progressing well. You will see that more of the perimeter fencing has now been repainted to ensure our school is looking the best it can. The courtyard area has been ripped up ready for an exciting new development project - watch this space!

Our new book vending machine is undergoing a re-brand from Signs Express Southampton. Signs Express are a local firm who have been pivotal this year during our re-brand. The image below shows you the new 'wrap around' on the machine to make it pop-out on the corridor!

Finally the weather has certainly started to improve and children have been able to enjoy sunny breaks and lunch times on the field. With the weather getting hotter please ensure your child has a sun hat and water bottle in school.



Thank you for all of your continued support. **A reminder that school is closed to all pupils on Friday 30th June for an INSET day.**

#teammasonmoor

Mrs Deakin | Assistant Head

FOLLOW US ONLINE:




www.masonmoorprimary.co.uk



@MasonMoorPrimary

Weekly Attendance Monitoring - Every day counts!

Remember: we will not authorise ANY absence during term time. Please make sure your child attends school on-time every day.



MASON MOOR ATTENDANCE: 93%



Year R

Well done to Year R children - highest attendance for this week

Please help us improve our school attendance by sending your child in every day.

We are changing SO MUCH at Mason Moor to make our school the very best it can be for your child. Help them to experience it
#teammasonmoor

Whole School Attendance figures:

	%	Diff from last week
Year R	95.6%	(+0.3) %
Year 1	87.5%	(-9.3) %
Year 2	89.1	(+1.93) %
Year 3	93.9%	(-5.6) %
Year 4	94.4%	(+2.7) %
Year 5	94.7%	(-1.5) %
Year 6	93%	(+1.93) %
TOTAL	92.9	(-0.9) %

A reminder: the school does not authorise any holiday during term-time!

Attendance Update



Our **97%** attendance target is still achievable this year if we work together on ensuring children are in school every day and not missing out on learning.

Our overall attendance to date is **92%** this is an improvement on last year where it was **89%**

Persistent absence has fallen by 10% this academic year. This means more children are coming to school regularly.



Safeguarding tip of the week



Safe around roads

It can be hard knowing how best to teach your child to stay safe. Here we help you to break it down and keep it simple.

Pedestrians – younger children

- Get young children into the habit of holding your hand or use walking reins
- Ask questions while you're out to help them understand simple ideas like 'fast' and 'slow'
- You can start teaching the Green Cross Code from age five, encouraging children to stop, look, listen and think
- But they won't always remember safety rules, especially if they're excited or spot a friend across the road
- Children will copy what you do, so try to avoid stepping into the road without checking for traffic first. If you can do the right thing, it will help them get into good habits.



Pedestrians – older children

- Children find it difficult judging the speed and distance of traffic until they're at least eight. Accidents peak around 12, as children start making independent journeys
- Children learn by doing and practising. If they're moving to a new school, help them practise the route over the holidays. Where are the safe places to cross? What should they do if they see their bus and they're on the other side of the road?
- They can be mesmerised by their mobiles, so remind them not to talk or text on their phones or listen to music while crossing the road.

In the car

- Make sure your car seat is the right one for your child's height and weight and for your car – not all seats fit all cars

Cycling

- Get your child into the habit of wearing their helmet. If you cycle as a family, remember to wear yours too
- Look out for cycle training. Many schools offer courses to help children gain practical skills.

- ### Driving – speed is everything when it comes to a child's chances of survival. They're 3.5 times more likely to die if hit by a car doing between 30-40 mph.
- Keep an eye on your speed
 - Keep your phone in the glove compartment so it can't distract you.

For more information regarding child safety and accident prevention, please visit the following website:

<https://capt.org.uk/resource-type/fact-sheets/>
www.hampshirehealthyfamilies.org.uk/homepage

National Child Safety Week

This week is national Child Safety Week. The theme for this year's campaign is **Safety Made Simple**.

Accidents often happen when there's a lot going on. So accident prevention needs to be simple.

Please find some information based around dog safety and safety around roads.



Safety around dogs

The bond between your child and dog can bring fun and happiness to family life. We don't expect our own dog to bite, but any dog can bite if they feel they have no other option.

Children are most likely to be bitten at home, by a familiar dog. Luckily most bites are preventable and close supervision is key.

- ### A calm, happy dog
- is less likely to react unsafely to children's natural exuberance.

- Give your dog a safe space of their own where they can go if they need time out. Have a rule to leave them alone when they're there.
- Keep them occupied – physical exercise and mental activity help keep your dog happy.
- Teach your child to be calm and kind with your dog. Avoid shouting, teasing or restrictive cuddles.



- ### Close supervision
- is the most important thing to keep children safe.

- Watch, listen and remain close when your child and dog are together.
- If either your dog or child seems unhappy, positively and calmly separate them. You can throw your dog a treat or toy, or lead your child away.
- Understand your dog's body language so you can spot signs they feel uncomfortable or stressed.
- When you know you'll be distracted during busier times, use safety gates to keep children and dogs separate. Or, take your child or dog with you.

- ### Trigger times
- teach your child to leave your dog alone when they are:

- Sleeping – no-one likes to be woken up suddenly.
- Eating or having a treat – they might think you're going to take their food.
- Have a toy or something else they really like – they might not want to share!

Your growing child

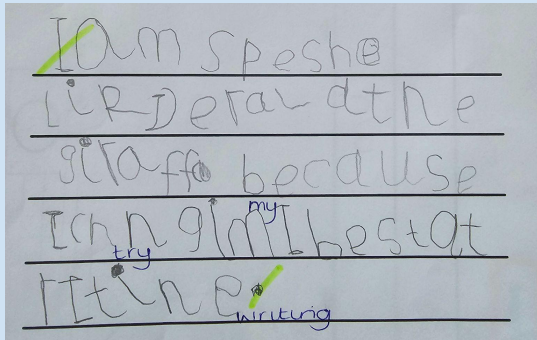
– as your child changes, the risks can change too.

- Teach the rules to your child from an early age and keep explaining them as your child understands more.
- As your child becomes more mobile, review changes needed, like adding safety gates.
- Think ahead about your changing family life and new risks that can emerge. Read our fact sheet on bringing baby home.

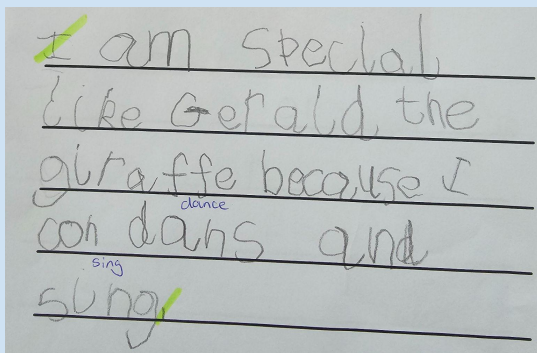
Still worried?

- If you're worried by the way your dog is with your child, talk to your vet. They'll check your dog's health and can refer you to a qualified animal behaviourist.
- Visit the Animal Behaviour and Training Council website to find a qualified behaviourist near you.

MASON MOOR EXCEPTIONAL EXAMPLES OF WORK




Year R have been working hard on developing their writing since starting school. Here are some exceptional examples of writing. Year R have been reading the story Giraffes Can't Dance, they thought about what they can do that is special like Gerald the Giraffe in the story. They used their phonics skills to sound out words they wanted to write. They used the learning environment to access words from the word bank. At the start of the year they were not forming any letters and didn't know any phonics sounds, look how far they have come!



These fantastic pieces of writing are from Abigail and Curtis.

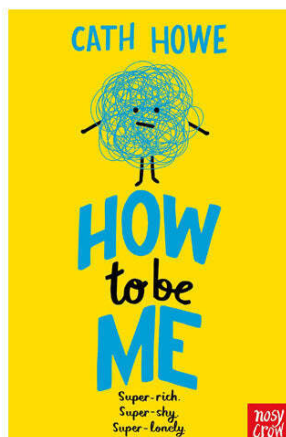
More news from across the school this week:



Ms Sheales - our Artist In Residence!

Ms Sheales, our Artist in Residence returned this week to complete the art project she started before half term.

They spent time looking at and discussing the work of Van Gogh. The children's inspiration came alive when observing his *Starry Night* piece. They have since been working on a mixed media collaboration which will be dominated by vivid blues and immediacy. I am sure you will agree the finished piece of work looks amazing!



National Literacy Trust Author Event

As part of our flagship offer from the National Literacy Trust, Years 3,4,5,6 took part this week in an author event with Cath Howe to celebrate Empathy Day.

During the event the children were able to learn about the process she takes when writing a new book. Children had the opportunity to choose from ideas to create their own stories. There was also a question and answer session at the end of the live stream.



Clean Air Scooter Challenge

We are taking part in the Clean Air Scooter Challenge this term!

The event runs from Monday 12th to Friday 16th June 2023 and is a chance to learn more about how scooting, and other forms of active travel, can help keep our air clean.

We are encouraging our children and families to find opportunities to scoot as often as possible through the week. This could be to scoot to school, Scoot from the Boot or any other times when you could leave the car at home and scoot instead.

There will be a 'Flags of the World' scooter competition for our school to enter for a chance to win a fantastic prize, but we'll need your help!

Children are asked to safely decorate their scooters to become bright, colourful 'Flags of the World'. Please see the parent and carer leaflet or visit myjourneysouthampton.com/scooterchallengesoton for information.

We hope you enjoy being part of #ScooterChallenge.

SUN SAFETY

SUMMER SKIN PROTECTION



WEAR BROAD HAT



USE SUNGLASSES



WEAR PROTECTIVE CLOTHING



AVOID SUN BETWEEN 11 AM AND 3 PM



USE SUNSCREEN



DRINK MORE WATER



REFLECTION CAUTION



SEEK SHADE



AVOID DIRECT SUNLIGHT

Sun Safety

As we enjoy the lovely weather and look forward to lots more long, hot, sunny days we need to think about how we keep our pupils, your children, safe in the sun. As you know, there limited shade on the playground and the field, so it is very important that we make sure our pupils are prepared to be safe in the sun. We would ask you to support us in this by ensuring that your child(ren) follow these basic guidelines:

- Your child wears a hat when outside on the playground. Please provide them with a hat
- Your child wears sensible shoes i.e. no flip flops or similar. Their footwear must be secure on their feet with a strap around the back of their heel.

Sun cream - please ensure that your child has the highest factor sun cream on when they come to school. If you wish your child to bring cream to school they must bring it clearly marked with their name and hand it to their class teacher who will look after it for them. Teachers will NOT be permitted to put the cream on your child but will supervise them as they apply the cream, you have provided, themselves before they go onto the playground.

OPPORTUNITY OLLY



LEARNING HERO OF THE WEEK

Opportunity Ollie

Opportunity Ollie represents:

- Make the right choice
- Be who you want to be!

Opportunity is sometimes a hard thing to SEE, especially when we may live in difficult circumstances that skew our view of what might exist around us. We are supporting children to open-their-eyes and to see beyond the local vicinity. We do this through links to the University (IntoUni), Careers Education and meeting professionals who grew up in our local area.

Providing Water Bottles - Hot Weather

Please ensure that your child has a water bottle (no glass please) in school every day. This should ideally be a reusable water bottle and should be clearly named with first name and surname (sharpie pens are good for this!)

It is imperative that all children are able to drink water regularly throughout the school day to ensure they stay hydrated to ensure optimal cognition and concentration. This is particularly important as we move further into the summer term and children will be spending more time outside and (hopefully!) in the sunshine.

Our school policy is water only, no squash or energy drinks. **If we do see squash - we will need to rinse and refill with water as it's a healthy eating policy within the school.**

Parent and Carer Notices

Dates for your diary:

Important closure dates:

30 June 2023 - INSET DAY - School closed to all pupils

Trips

29th June - Art gallery workshop in school - Year 1

6th July - Southampton Walls - Year 6

5th July - London Docklands - Year 5

4th July Oceanarium Bournemouth - Year R

13th June - 18th July - Year 6

Mason Moor Award Winners - Presenting the Pride of Mason Moor...



GOLDEN BOOK AWARD WINNERS

EYFS & Key Stage 1 Children

Homeclass	Winner
R Blue	Mark
1 Blue	Aiyah
2 Blue	Faith
3 Blue	Roshann

Key Stage 2 Children

Homeclass	Winner
4 Blue	Scarlett
5 Blue	Jannat
6 Blue	Matilde
6 Green	Thomas

Handwriting AWARD WINNERS

EYFS & Key Stage 1 Children

Homeclass	Winner
R Blue	Pawel
1 Blue	Tre
2 Blue	Nathan
3 Blue	Kalum

Key Stage 2 Children

Homeclass	Winner
4 Blue	Izaak
5 Blue	Jannat
6 Blue	Matilde
6 Green	Thomas

READER OF THE WEEK AWARD WINNERS

EYFS & Key Stage 1 Children

Year	Winner
R	Charlie P
1	Matilda
2	Adam
3	Poyraz

Key Stage 2 Children

Year	Winner
4	Izaak
5	Lana
6 Blue	Matilde
6 Green	Leo

Learning at Mason Moor this week:

RECEPTION

This week Reception has been recapping 2D and 3D shapes also looking at their properties. We have been learning about corners and sides of 2D shapes and vertices, edges and faces of 3D shapes. In Literacy we have been using tales toolkit to break down our class story of 'The Way back Home' into characters, settings, problem and solution. We have also started exploring space, looking at planets, the moon and stars. On Friday we used VR headsets to explore space.

Year 1



This week year 1 have started a new writing unit all linked to the film clip "bubble" it is all about a girl who travels to exciting places in a bubble. To immerse them in the text the children enjoyed going onto the VR headsets to explore the beach. In maths children have been looking at capacity, weight and fractions. In science this week the new curriculum topic about looking after our planet started. In art they have been using their maths skills to spot shapes on famous buildings like the houses of parliament,

Year 2



This week we have just started our new writing journey around mythical creatures. We have discussed a range of fictional creatures and have thought about how they might behave. We even had a mysterious egg turn up in our school grounds. Children needed to investigate and concluded that it might be from a dragon or a oversized magic chicken! In maths we continue to work on telling the time and working at understanding different measurements of time.

Year 3



Year 3 this week have used their previous science knowledge to implement into our writing unit this term, which is an explanation text explaining how plants are pollinated. We have been making comparisons with flowers as to what bees are attracted to. We have also used the VR headsets this week and completed a quiz to consolidate our understanding of pollination. In Reading this week we have been exploring questions in the style that are similar to those the children will be seeing next week in assessment week. We have really improved reading the question more than once before answering the question. In maths we have been recapping fractions of amounts through using concrete and pictorial representations. In Geography we have begun understanding the importance of water by learning about the water cycle. In Science we have started our new topic, all about seeds, by comparing seeds and growing our own plants!

Year 4



In year 4 this week we have been busy. For reading we have been working together to make sure we are reading the text carefully before answering the questions. The children have been working hard on making sure they are looking at the correct part of the text and reading the questions carefully ready for our assessment next week. In writing the children have been exploring poems from the book The Lost Words, Spell Book. The children have written an acrostic poem all about brambles. Before we wrote our poems we went outside into the garden to go and look and feel brambles to give the children a better understanding of what bramble is. In maths we have been learning about coordinates. The children have been working so hard on making sure they are reading the coordinates correctly and remembering the saying 'Along the corridor and up the stairs'. On Wednesday we went outside and used the grid to plot our own coordinates. The children then wrote their coordinates on the ground in chalk. In Art we have designed our cross stitch design based on a character from Teen Titans. The children worked so hard on their drawings. They will begin sewing their design next week!



Into the final straight, year 5 have started their final term as busy as ever! Our maths learning this week has started a new topic of position and direction, learning about coordinates. We have also completed some maths races (ask your child) to build up and reinforce knowledge.

In writing and reading we have shifted our focus to Kensuke's Kingdom by Michael Morpurgo and developing vocabulary around all things nautical. We began to learn about the slave trade in history this week and the appalling conditions in which they were kept prior to and during the period of travelling across the Atlantic.

We are also getting ready for sport's day with the children taking part in athletics and specifically sprinting. There were a lot of red faced children after that lesson!

Here's to another successful week next week.



Our first week of the summer 2 term had us busy from the start. We have been continuing practising a variety of maths skills as well as reading more of Shackleton's Journey and The Last Bear. We plan to use these in a narrative about an explorer. In PE we are preparing for sports day by starting our athletics unit - we have some very smiling people in year 6 so look out!

Many of the children finalised their science fair topics so be ready to hear about their ideas. In history we have started looking at the causes for WW2 and will be going on a tour of Southampton to find out how the war affected our city.

MASON MOOR SPOTLIGHT ON PE



PE Star of the week

Key Stage 1	Lillie Hulbert
Key Stage 2	Livinia Diaper

PE word of the week

Commitment

PE thought of the week

"Never say never because limits, like fears are just illusions"

MASON MOOR OUR WEEK IN PHOTOS!

