


Early Years



*Use this booklet to support your
child's learning at school.*

*It is expected your child is able to read all
of these words by the end of their time
in Reception.*

Games to help your child learn

Noughts and Crosses

You pick a word and have your child pick a word. Instead of writing Xs and Os on the board, you each write the word you've chosen. Pick a different word and play again.

Memory (Needs a word card deck with groups of two.)

Mix the word cards up and lay them in rows. Each player takes a turn to turn over two cards. If they match, that player takes those cards and gets another turn. If they don't, they are turned back over, and players must remember what they saw. Play until all of the cards have been picked up.

Hang Man

Pick a word. Draw the picture and put lines to show how many letters are in the word. Player guesses and sees how quickly they can get the word.

My Pile, Your Pile

Words from the list are on cards. Quickly flip over a word and see who can say the word first, that player gets the card.

Have a Race

Players race to see who can write the word fastest. Use an egg timer and see how many times your child can write one of the words. Keep a chart. He/She should improve each time.

Snap

Play Snap using the words written onto cards.

Bingo

Play Bingo using the words. Make grids. Use pennies, smarties, raisins or popcorn for markers if you don't have any counters.

Messy Words

If you can deal with a bit of mess, practice writing high frequency words in pudding, jelly, icing or shaving cream. Pour salt, sugar or dry jelly powder on a baking tray. Write the words in the powder.

Hide and Seek

Hide the cards around the house. Have a search; reward your child for the ones he/she can find and read.

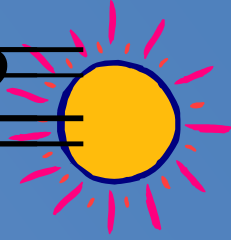
Magazine Hunt

Pick several words. Use a highlighter to find the words in a newspaper or magazine. Set a timer and see how many your child can find in one or two minutes.

Rainbow words

Write or have the child write one of the words. Have them trace over the word four or five times using a different coloured crayon each time. Display the word; have them read it to you several times over the next few days.

Can you read these words?



the

in

and

he

a

I

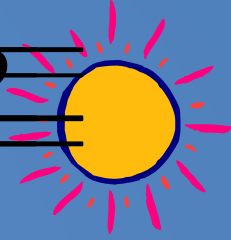
to

of

said

it

Can you read these words?



was

is

you

for

they

at

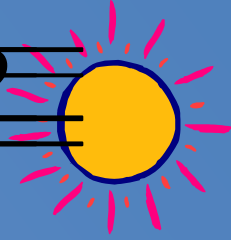
on

his

she

but

Can you read these words?



that

are

with

up

all

had

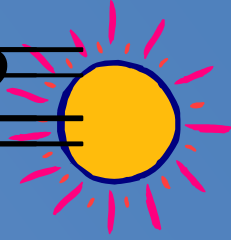
we

my

can

her

Can you read these words?



what

went

there

be

out

like

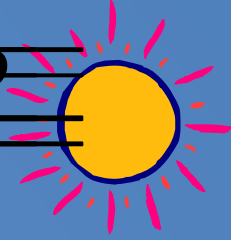
this

some

have

so

Can you read these words?



not

as

then

no

were

mum

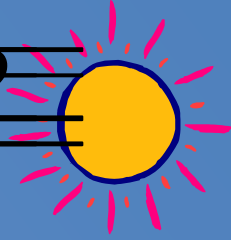
go

one

little

them

Can you read these words?



do

when

me

it's

down

see

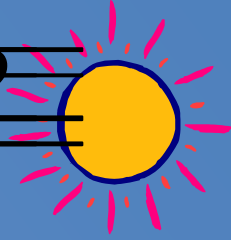
dad

looked

big

very

Can you read these words?



look

back

don't

from

come

children

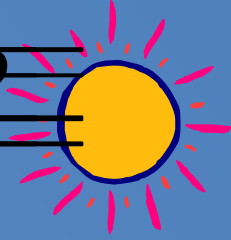
will

him

into

Mr

Can you read these words?



get

about

just

got

now

their

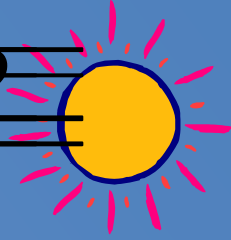
came

people

oh

your

Can you read these words?



put

by

could

day

house

made

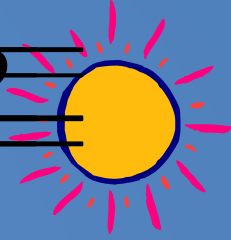
old

time

too

I'm

Can you read these words?



if

off

help

asked

Mrs

saw

called

make

here

an