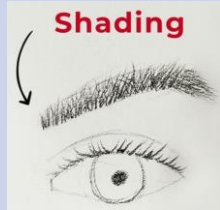





Vocabulary	Meaning
Shading	the darkening or colouring of an illustration
Value	The lightness or darkness of a colour
Texture	the feel, appearance, or consistency of a surface or substance
Hatching	Shading with closely drawn parallel lines
Reflect	Light bounces off an object
Outline	A line or set of lines enclosing or indicating the shape of an object in a sketch or diagram
Darken	Make or become dark or darker
Shadow	A dark area or shape produced by a body coming between rays of light and a surface
Tone	The light and dark values used to render a realistic object or to create an abstract composition
Proportion	How the sizes of different parts of a piece of art or design relate to each other
Vertical	A line that runs up and down the page
Projection	The way of visualizing different views of an object from different sides (for example front, back, side etc)
Highlight	A point of intense brightness, such as the reflection in an eye
Reflected light	Light that bounces off something else
Circular	Having the form of a circle
Extend	To cover a wider area; make larger

Key knowledge – techniques

Shading - the darkening or colouring of an illustration

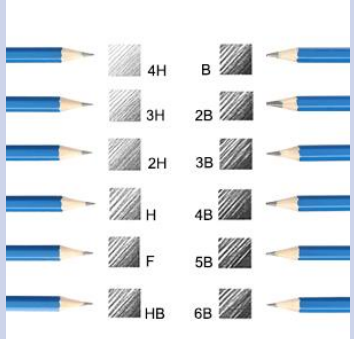


Blending - Merge (a colour) with another



Key knowledge – Artistic Tools

Pencils of different hardness can be used to show line, texture and form



Key knowledge – techniques

Cross hatching - After laying down hatch marks, another set of hatch marks are drawn on top. This technique can be used to add. This can be used to create shade and texture in a drawing.

