

HEADTEACHER MESSAGE

A HUGE WELL DONE

Thank you to everyone for all their hard work getting the children of Mason Moor Primary School engaged in their remote learning. I know as a parent myself of primary aged children, it is no easy feat. Our whole school engagement is now approximately 85%. Well Done!

LATERAL FLOW TESTING

Staff started taking twice-weekly COVID-19 tests this week. They take tests on a Sunday and Wednesday evening. These tests will help us to identify if any staff member has COVID but are asymptomatic.

SCHOOL START AND END TIMES

Just a little reminder of the times of the school day.

School starts at 8:45 am

Staggered pick up times are:

Year R: 3:05 pm

Year 1: 3:10 pm

Year 2: 3:15 pm

Year 3: 3:20 pm

Years 4, 5 and 6: 3:25 pm

SCHOOL GATES ARE OPEN

In the **MORNING** from 8:45 – 8:55 am

In the **AFTERNOON** from 3:05 – 3:25 pm

EMAILING CLASS TEACHERS



If you want to contact your child's class teacher, you can do this via email. The email address always starts with the class name.

classname@masonmoorprimary.co.uk

e.g.

jeffers@masonmoorprimary.co.uk

The Big Garden Birdwatch is taking place 29-31st January.

Taking part is easy; just spend an hour counting the birds you see out of your window/in your garden or on a walk in your local area then log what you see.



Why not do a drawing of the birds you see and send it into your class teacher?

For more information and pictures of the different bird species, please visit:

<https://www.rspb.org.uk/get-involved/activities/birdwatch/everything-you-need-to-know-about-big-garden-birdwatch/#Resources>

STAR OF THE WEEK



Week ending 22/01



R Jeffers: **Maya**
1 MiniGrey: **Branson**
2 Lewis: **Izaak**
3 Sparkes: **Macauley**
4 Kipling: **Najibul**
4 Fine: **Tommy**
5 Hargrave: **Connor**
5 Magorian: **Jay**
6 MacKenzie: **Layton**
Mian: **Joseph**
AHT: **Emilianna**
AHT: **Kyron**
Headteacher: **Logan**

INTERNET SAFETY


Tuesday 9th February 2021 is Safer Internet Day. Please click on the link below for tips on keeping your child safe online.

<https://www.saferinternet.org.uk/safer-internet-day/safer-internet-day-2021/safer-internet-day-2021-top-tips>

CLASS IN FOCUS – Year 4


The Year 4s have enjoyed their afternoon Foundation subject learning and have been involved in a variety of different lessons.

In History, we are learning about Vikings and whether we think they were a civilised race or a bunch of brutal savages. The children have watched videos on Long Boats and understand what a strategic advantage the Vikings had over the Anglo Saxons as they were able to attack swiftly from the sea.



In Science, we have been learning about states of matter and have done a few experiments to see if we can change the state of matter by reaching boiling points and melting points.

We enjoyed a very chocolatey afternoon yesterday as we floated chocolate buttons on foil rafts on differing water temperatures. Armed with our stopwatches, we waited for our buttons to melt. We also tested to see if gases have mass by weighing different soft drinks when they were at their most fizzy and then weighing them again a day later when they were flat.




In Spanish, we have been learning how to ask each other when our birthdays are and we are also learning how to respond using our previous knowledge of numbers and months of the year.

¿Cuándo es tu cumpleaños?



Every afternoon, we love getting sweaty by joining in the dance with Miss King and we have a laugh at Mr Kops doing his Dad dancing...Our skills are improving and it is good to try and stay fit during lockdown.



Although we are apart at the moment, we are all together, albeit virtually, and we are continuing with our learning journeys. We can't wait to be back together again though. Mr Kops & Miss Rosice

At National Online Safety we believe in empowering parents, carers and trusted adults with the information they need to hold an informed conversation about online safety with their children, should they feel it is needed. This guide focuses on one platform of many which we believe trusted adults should be aware of. Please visit www.nationalonlinesafety.com for further guides, hints and tips for adults.



REMOTE EDUCATION 10 TOP TIPS FOR PARENTS

Remote education ensures continuous learning outside the classroom. For parents and carers, remote education isn't always straightforward and there can be a number of factors they need to consider, especially around ensuring their children feel comfortable and are familiar with the whole concept. That's why we've created this guide to help parents and carers support their child in getting the most out of their remote education experience.

1. TAKE AN ACTIVE INTEREST IN YOUR CHILD'S LEARNING

As a parent or carer, your school may have explained how remote education works already, but children may still need help. Take an active interest in their learning and help support them whenever they need a helping hand.



2. MONITOR YOUR CHILD'S COMMUNICATION AND ONLINE ACTIVITY

It's important to remind your child that despite being at home, the same level of behaviour and conduct exists as if they were at school. Encourage them to remain polite, remember their manners and not to post or send any negative comments just because they are behind a computer.



3. ESTABLISH A DAILY SCHEDULE AND ROUTINE

Working from home and trying to learn in a more casual setting that children might associate more with play and a degree of freedom might take a bit of getting used to. Try to stick to a daily routine and use the timetable/schedule that schools have sent home to help children keep on top of their daily learning.



4. ENCOURAGE SCREEN BREAKS AND PHYSICAL ACTIVITY AWAY FROM DEVICES

Remote learning will inevitably require more interaction with computers, laptops and tablets. Teachers will inevitably advise on screen breaks; however, it doesn't hurt to keep a check on their time online or encourage them to get some fresh air/exercise.



5. ENSURE YOUR LEARNING DEVICE IS IN PUBLIC SPACE IN THE HOME

It's important to consider where your PC or laptop is placed if live video is being used. Try to keep the background neutral, with no personal information visible and move learning devices out of the bedroom as this could be deemed inappropriate.



6. IMPLEMENT SAFETY CONTROLS AND PRIVACY RESTRICTIONS ON APPS AND SOFTWARE

Dependant on how your school implements remote education, your child may be required to download certain software or apps. Whilst these are likely to be relatively safe to use, like any other new app or platform, parents should still implement safety controls as a precaution.



7. ENSURE YOUR CHILD ONLY USES OFFICIAL SCHOOL COMMUNICATION CHANNELS

It's important that all communication with teachers and school staff is directed through approved school channels, whether that be through the school's online portal or the relevant secure messaging site.



8. FAMILIARISE YOURSELF WITH RELEVANT SCHOOL POLICIES

Schools should have a policy on remote education that they can share with parents. Familiarise yourself with this and ensure you know what is expected of teachers and your child during lessons, both online and offline.



9. MAINTAIN FEEDBACK WITH TEACHERS

Engage in communication with teachers where possible, and try to feed back progress and development as well as any helpful suggestions around the learning process. Be transparent but remain professional and only use official channels to communicate.



10. MONITOR YOUR CHILD'S WELLBEING AND MENTAL HEALTH

Remote education will likely mean that your child won't get the same level of social interaction and might not see their friends for a while. Keep a check on their wellbeing and try to encourage them to get out as much as they can. Whilst learning from home might seem fun and exciting to start to with, missing out on seeing their friends every day might take its toll.



www.nationalonlinesafety.com Twitter - @nationalonlinesafety Facebook - /NationalOnlineSafety Instagram - @nationalonlinesafety

Sources: Remote education good practice. DfE guidance. | Safeguarding and remote education during coronavirus (COVID-19). DfE guidance.
Users of this guide do so at their own discretion. No liability is entered into. Current as of the date of release: 04.11.2020